

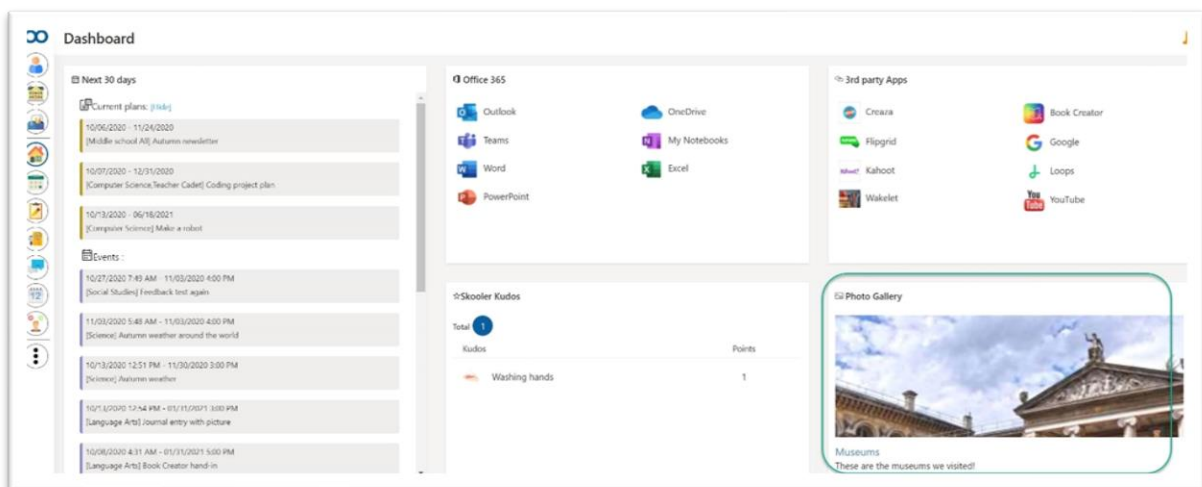
News in Skooler

Among other things, our PLP/ ILP tool in Teams now has the same functionality as in Skooler. If you use the photo gallery, students and parents will see photos on their front page. We have also added "close for submission" in the assignment tool and done some bug fixing. Read more about the news here:

PHOTO GALLERY

It is nice for parents to get an insight into the everyday life of their children at school in form of pictures.

Previously, parents and students could see pictures from everyday school life inside the photo gallery tool. Now there will also be a picture on the student's and parents' front page / dashboard. The image that is displayed to the student and the parents is the last updated image from the gallery.



SUBMISSION AFTER DEADLINE

When you create an assignment, you already have the option to select "allow submission after deadline". We have now built on this functionality and added a date for closing the assignment. This date only teachers will see. If the assignment deadline is November 18th,

but you have activated the “allowed submission after the deadline”, you can set a final close date. Thus, students will have the "submit" button available until the close date.

Active	Under review	Assessed	Archived
Assignment name	Due date	Subjects	
Autumn weather	🕒 11/30/2020 3:00 PM	Science	
Autumn weather around the world	🕒 11/03/2020 4:00 PM	Science	

Student view

We have also made it clearer in the student display that an assignment approaches the deadline by marking with colors and stamps as shown in the picture above.

In the picture below, you see the new date field that appears when you select "allow submission after deadline".

Starting point (you can change it by clicking 'do more')

Assignment

Require feedback from the students, i.e a hand-in, a presentation etc. .
Default due date is 7 days from publish date

Assessment

No due dates, no hand-ins, just a simple assessment of a school activity.

Is to be assessed by teacher

Class/group *
Middle school Music

Scoring format *
Grades A-F

Gradebook category
- Select gradebook category -

Students self assessments
 Yes

Specify a blank hand-in document
 Autumn weather.docx

Allow late hand-in

Close date
📅 2020-11-17 16:00

Due date *
📅 2020-11-10 16:00

Allow student feedback (like/dislike) ⓘ

Create + Add more

PLP/ILP TOOL IN TEAMS

We have updated our PLP/ ILP tool in Teams. Skooler PLP/ ILP in Teams and in Skooler will now have equal functionality.

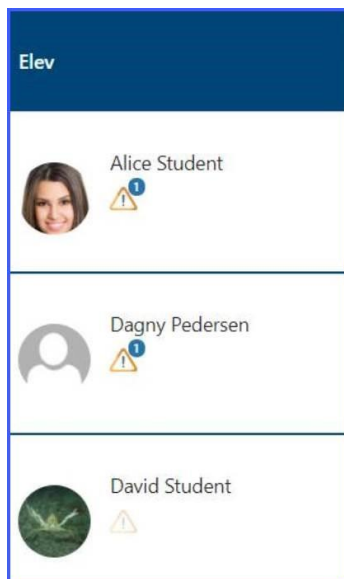


PLP/ILP Status per subject Status per student Review ILP ILP-Templates







Class/group	School year	School term	From date	To date
Middle school Computer Sci	2020/2021	- All terms -	dd.mm.åååå	dd.mm.åååå

ADAPTATION/ADJUSTMENT

We are now introducing the opportunity to write down the student's adaptation and facilitation.



Elev

 Alice Student 
 Dagny Pedersen 
 David Student 

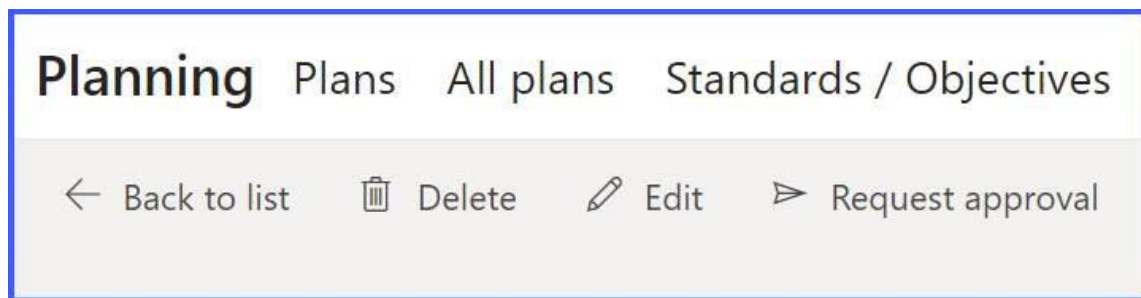
There is now a field in the PLP/ILP tool where you can write the student needs special adaptations and details of what is required. The content will be visible to other teachers associated with the student.

EDITING PLANS

Published plans can now be edited in one interface, this also applies to weekly plans.

You can change the title, description, visibility for parents, files, links, goals, groups and customize which students will receive the plan.

If you want to change the published plan you can retrieve the plan from the tab called «posted». If you want to change the plan's template, select the plan from the tab «my templates» is now a field in the PLP/ILP tool where you can write the student needs special adaptations and details of what is required. The content will be visible to other teachers associated with the student.



ONGOING ASSESSMENTS IN THE ASSIGNMENT TOOL

We have now changed the assignment tool to make it easier to make ongoing assessments. You can now evaluate assignments at any time, even before submission. This gives students insight into how they are doing and enables them to improve their work based on teacher feedback.

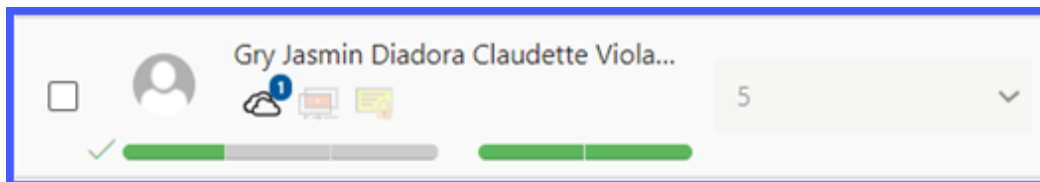
The students can continue working on the assignment and get one or more assessments of the assignment along the way. This helps teachers monitor progress for longer pieces of work and students see how they are improving.

The visual display of the progress bar is now divided into two, thus it should be easier to quickly see what status the assignment is in.

Previously, the progress line looked like this, with the status of the task and assessment in one and the same line:



Now we have divided the line. The status of the assignment is displayed first and to the right is the assessment status:



WORKING WITH...

We are working on a new mobile app for parents, it will be easier to use and more stable. We have received a picture of a prototype and would like to share it with you. You will receive regular updates in the release letter about the status of the new mobile app. We are very excited to be releasing a new app!

