

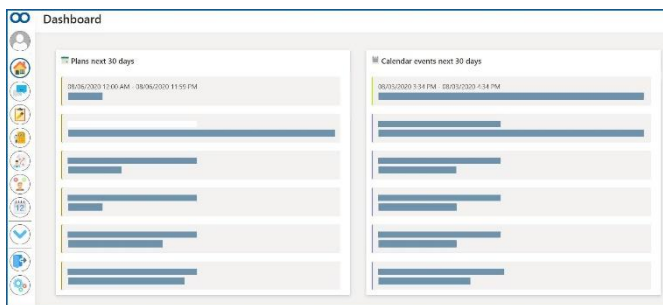
News in Skooler

Small updates are now released in Skooler. Since December is a busy month with many exams and other activities, we have not made big changes. The parent portal on the web has been refreshed with new code, but not everything is visible. Much of what has changed is the technology behind it.

PLANS AND CALENDAR HAVE NOW RECEIVED EACH WIDGET

In the dashboard each section is referred to as a widget*. Previously, schedules and calendar shared a widget, however we have decided to separate these out.

There was a shortage of space and often the plans took up all the space, so the calendar could not show its events.



IMMERSIVE READER IN THE PARENT PORTAL

Immersive reader has been added to the parent portal on the web. When immersive reader is activated, it reads the text aloud.

We have now added it to the following tools:

- PLP/ILP in the template for development talks
- The Assignment tool



NOTIFICATION IN PARENT PORTAL

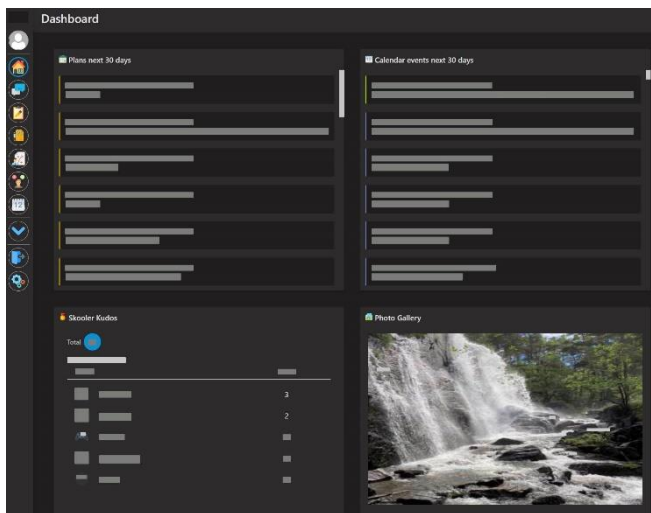
In the parent portal on the web, a notification has now been added which shows whether new messages have been received by guardians. If you click on the alert, you will be linked to the messaging tool.

DARK BACKGROUND

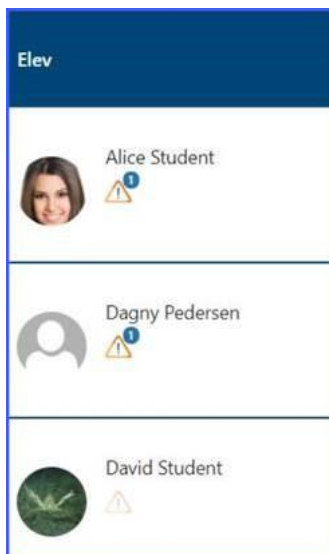
Dark background with light text is now added for parents.

There can be several reasons why you want dark background and light text over light background and dark text. For some visually impaired and users with reading difficulties, it can help to activate dark background. Parents can enable this by going to settings and choosing theme: dark

Dark background is also available for teachers and students and can be activated by selecting "my card" which is in the drop- down menu next to your name, and then *preferences* and choosing theme: dark



ADAPTATION/ADJUSTMENT



In the previous release letter, we launched the option to enter customization or adaptation.

It is now added to the PLP/ILP tool and the Assignment Tool (assessment window).

What you enter in the text field for adaptation / facilitation will be visible to all teachers related to the student in the subject. It will also be visible to the student himself and the student's parents / guardians.

What you enter in PLP/ILP view will also be displayed in the Assignment tool.

THE ASSESSMENT PART OF THE ASSIGNMENT TOOL



Send back for further work

Once you have collected an assignment and then select "send the assignment back for further work", the assignment with any files will be sent back to the student so they can continue working on it and submit the assignment again.

If you have filled in an assessment, this will not automatically be visible to the student when you return the assignment for further work.

You can also use the Publish assessment button if you also want to publish the assessment (as an on-the-go assessment).

You will also get a small window when you select "send back for further work" which asks if you want to extend the deadline for the student or students who get the assignment sent back.

Publish the review

When you choose to publish an assessment for a collected and assessed assignment, the assessment will be visible to the student and to parents.

Any assignment files are then not sent back to the student, only the assessment.

Assessments can be republished and then republished by the teacher, if they need to.

If you want to publish the assessment and at the same time return the assignment files, you can select the return button.

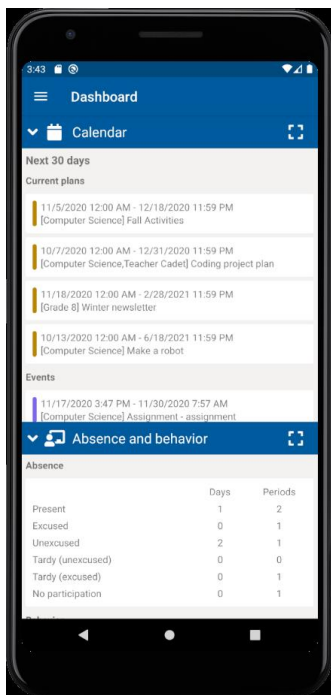
Return the task

When a collected and assessed assignment is returned, you will get a window with questions about whether you only want to return the assignment / files or whether you also want to publish the assessment. This is optional, and you can easily return the assignment without the assessment if you want the students to read through the feedback in the document itself before they get to see the assessment. When an assignment is returned, it is no longer possible for the student to continue working on it.

WORKING ON...

App

We are working on a new mobile app for parents, it will be easier to use and more stable. We have received a picture of a prototype and would like to share it with you. You will receive regular updates in the release letter about the status of the new mobile app.



Studentview

We are working to improve the student's display in the Assignment tool.

Userguide for the assessment part of the Assignment tool

We are writing a userguide for the various possibilities in the assessment part of the Assignment tool.

**Widgets are small boxes of content of tools displayed on the Skooler dashboard*